







# Company Equipment Listing Page

1. Locate and click the 'Company Equipment' module.

2. Use dropdown to view more entries on list.

3. Type into search fields to narrow results.

4. Click the  button to open equipment information. (See next slide)

Company	Serial #	Ownership Type	Year	Make	Model	Division	Action
2022,EZGO,Golf Car,CUSHMAN,,RXV,,SDGRT4GRG4GVRG4R1	SDGRT4GRG4GVRG4R1	Company Equipment	2022	EZGO			
2016,EZGO,Golf Car,CUSHMAN,,ASDFGHJKLMNBVCXQ3	ASDFGHJKLMNBVCXQ3	Company Equipment	2016	EZGO			
2016,EZGO,Golf Car,CUSHMAN,,ASDFGHJKLMNBVCXQ4	ASDFGHJKLMNBVCXQ4	Company Equipment	2016	EZGO	Golf Car	CUSHMAN	
2016,EZGO,Golf Car,CUSHMAN,,ASDFGHJKLMNBVCXQ1	ASDFGHJKLMNBVCXQ1	Company Equipment	2016	EZGO	Golf Car	CUSHMAN	
2016,EZGO,Golf Car,CUSHMAN,,ASDFGHJKLMNBVCXQ2	ASDFGHJKLMNBVCXQ2	Company Equipment	2016	EZGO	Golf Car	CUSHMAN	

Showing 1 to 5 of 673 entries

First Previous 1 2 3 4 5 ... 135 Next Last



# Editing Equipment Details

## SDFDFRT454GTHY6YTH - Inventory Equipment Detail

Updated today (11 Dec 2023)

Clicking the  button will open equipment detail.

Previous

Next

 1

  3

 Duplicate or Delete Equipment.

### Equipment Breakdown/Text

Equipment Type: Car  
Division: None  
Product Family: Customer Equipment  
Year: 2023  
\* Make: Club Car  
\* Model: CARRYALL 700  
Availability Status: CUSTOMER EQUIPMENT  
Equipment Status: N - NEW  
\*Serial #: SDFDFRT454GTHY6YTH  
Promotional Discount: 0

2

Asking Price: 0.00  
Attachment Text:  
Car Color: None  
Power Source: None  
Wheel Type: None  
Seat Color: None  
Suspension Type: None  
Power Source Warranty: None  
Passengers: None  
Location: E101 (FORT MYERS)

1. Click the 'Edit' button.

2. Add/update equipment information.

3. Click 'Save'.



# Editing Equipment Details (continued)

## Description Information

Description

Scroll down to view more equipment details.

1. Click to 'Add Equipment Image'.

## Equipment Images

Add Equipment Image

1

## Equipment Transaction Log

2. Click 'Add Option' under Options Information.

## Options Information

Add Option

2

Only Displayed Options All Options

Type	Part	Sell Price	Cost	Qty	Display	Print On Invoice	Pay Commission	Date Added	Action
PRODUCT	Select				Yes	Yes	Yes	12/19/2023	

3

- PRODUCT
- ATTACHMENT
- KIT

Save Cancel

4

3. Complete the required fields.

4. Click 'Save'.

